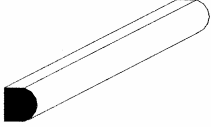
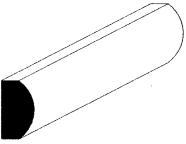
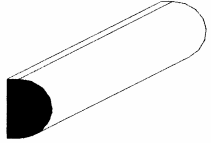
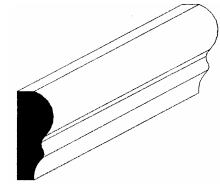
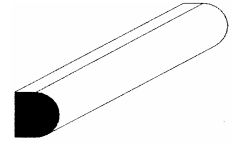
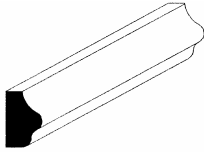
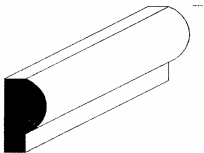
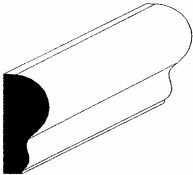
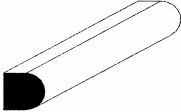
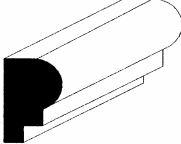


PROFILI SAGOMATI IN MARMO E GRANITO

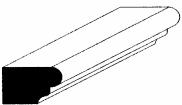
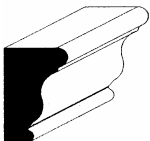
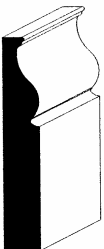
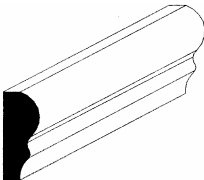
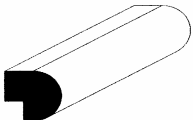


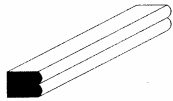
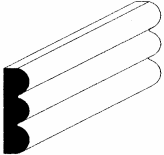

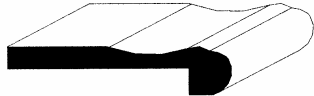
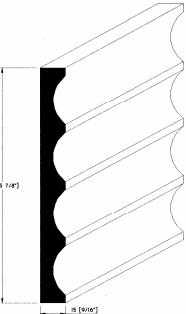
	MODELLO	ALTEZZA	SPESSORE	LUNGHEZZA
	MATITA BOMBATA	1,5 CM	1,3 CM	FINO A 33 CM
	BOMBATO	3 CM	1,5 CM	FINO A 33 CM
	TORO	3 CM	2 CM	FINO A 33 CM
	ONDA	4 CM	1,5 CM	FINO A 33 CM
	MINITORO	2 CM	1,5 CM	FINO A 33 CM

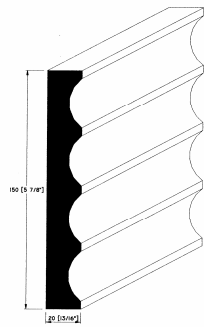
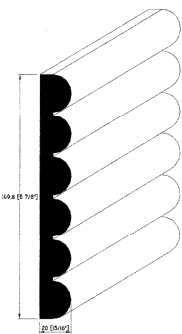
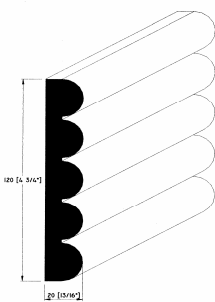
	MODELLO	ALTEZZA	SPESSORE	LUNGHEZZA
	BIZANTINO	2,5 CM	1,5 CM	FINO A 33 CM
	TORO A SCALINO	4 CM	2 CM	FINO A 33 CM
	ERITAGE	5 CM	2 CM	VEDI ALLEGATO " * "
	SIGARO	2 CM	2 CM	FINO A 33 CM
	TORO A SCALINI	5 CM	3 CM	VEDI ALLEGATO " * "

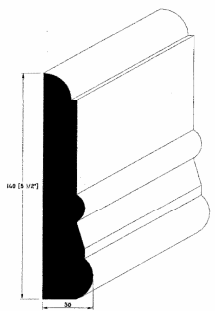
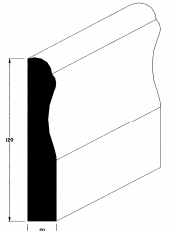
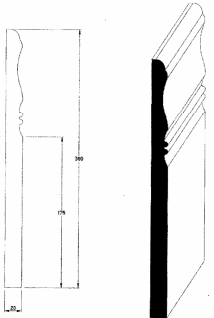
	MODELLO	ALTEZZA	SPESSORE	LUNGHEZZA
	DADO	4 CM	1,5 CM	FINO A 33 CM
	ALZATA	12 CM	2 CM	VEDI ALLEGATO " * "
	CAPITELLO	4,5 CM	3 CM	FINO A 33 CM
	MATITA GIGANTE	1,5 CM	1,7 CM	FINO A 33 CM
	KARMA	6 CM	3 CM	VEDI ALLEGATO " * "

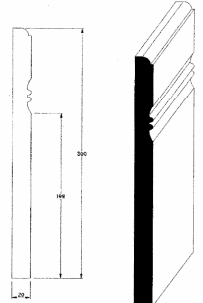
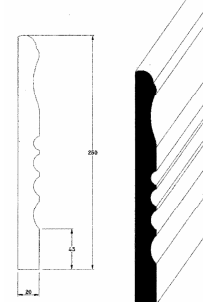
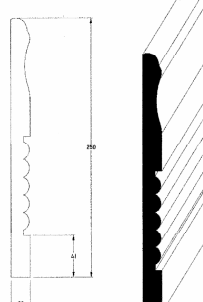
	MODELLO	ALTEZZA	SPESSORE	LUNGHEZZA
	PIATTO BISELLATO	2,5 CM	1,5 CM	FINO A 33 CM
	BULL NOSE	0,9 CM	0,9 CM	FINO A 33 CM
	BATTISTRACCIO	2,5 CM	2,5 CM	FINO A 33 CM
	ZOCCOLINO	10 CM	2 CM	VEDI ALLEGATO " * "
	EDERA	5 CM	3 CM	VEDI ALLEGATO " * "

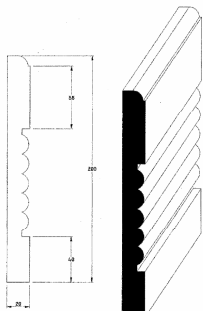
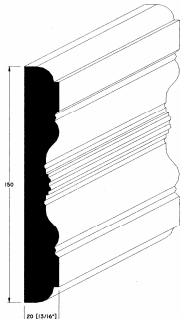
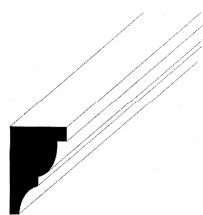
	MODELLO	ALTEZZA	SPESSORE	LUNGHEZZA
	MATITA F.	1,3 CM	1,7 CM	FINO A 33 CM
	CAPITELLO F.	4 CM	2,4 CM	FINO A 33 CM
	ALZATA F.	12 CM	2 CM	VEDI ALLEGATO " * "
	STANDARD	4,5 CM	3 CM	FINO A 33 CM
	TORO CON SCASSO	3 CM	3 CM	FINO A 33 CM

	MODELLO	ALTEZZA	SPESSORE	LUNGHEZZA
	MATITA SCANALATA	1,5 CM	1,8 CM	FINO A 33 CM
	TRIS	5 CM	1,5 CM	VEDI ALLEGATO " * "
	TOZZETTO	10 CM	2,7 CM	VEDI ALLEGATO " * "
	TOZZETTO CON SGOCCIOLATOIO	10 CM	2,8 CM	VEDI ALLEGATO " * "
	A/1	15 CM	1,5 CM	A CORRERE ○ A MISURA FISSA A RICHIESTA

	MODELLO	ALTEZZA	SPESSORE	LUNGHEZZA
	A/2	15 CM	2 CM	A CORRERE ○ A MISURA FISSA A RICHIESTA
	A/3	15 CM	2 CM	A CORRERE ○ A MISURA FISSA A RICHIESTA
	A/4	12 CM	2 CM	A CORRERE ○ A MISURA FISSA A RICHIESTA

	MODELLO	ALTEZZA	SPESSORE	LUNGHEZZA
	A/6	14 CM	3 CM	A CORRERE ○ A MISURA FISSA A RICHIESTA
	A/7	12 CM	2 CM	A CORRERE ○ A MISURA FISSA A RICHIESTA
	A/10	Profilo sagomato 12,50 CM Profilo retto 17,50 CM Totale 30,00 CM oltre 30 CM	2 CM 2 CM	A CORRERE ○ A MISURA FISSA A RICHIESTA

	MODELLO	ALTEZZA	SPESSORE	LUNGHEZZA
	A/11	Profilo sagomato 10,20 CM Profilo retto 19,80 CM Totale 30,00 CM oltre 30 CM	2 CM 2 CM	A CORRERE ○ A MISURA FISSA A RICHIESTA
	A/12	Profilo sagomato 20,70 CM Profilo retto 4,30 CM Totale 25,00 CM oltre 25 CM	2 CM 2 CM	A CORRERE ○ A MISURA FISSA A RICHIESTA
	A/13	Profilo sagomato 20,90 CM Profilo retto 4,10 CM Totale 25,00 CM oltre 25 CM	2 CM 2 CM	A CORRERE ○ A MISURA FISSA A RICHIESTA

	MODELLO	ALTEZZA	SPESSORE	LUNGHEZZA
	A/14	Profilo sagomato 16,00 CM Profilo retto 4,00 CM Totale 20,00 CM oltre 20 CM	2 CM 2 CM	A CORRERE ○ A MISURA FISSA A RICHIESTA
	A/15	15 CM oltre 15 CM	2 CM 2 CM	A CORRERE ○ A MISURA FISSA A RICHIESTA
	BASE PER FINESTRE	7,5 CM	7,5 CM	A CORRERE ○ A MISURA FISSA A RICHIESTA